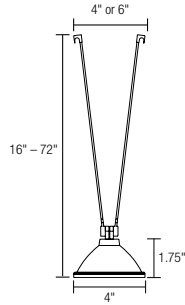
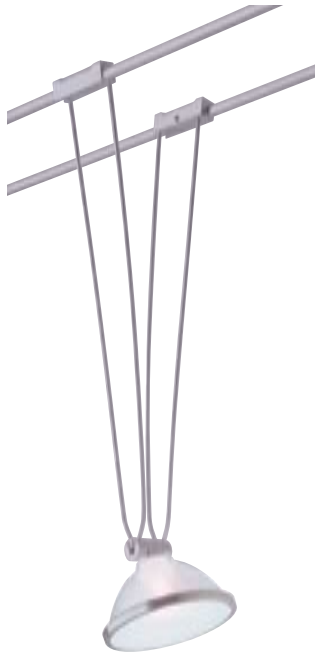


Sing

Fixture with integral 26° dichroic glass reflector and sandblasted glass lens | Pivots 270° at the socket | Low voltage halogen bi-pin lamp up to 50 watts (not included) | Single accessory holder included | Field adjustable



Ordering Code:

SNG - [] - [] - []

Fixture

SNG
Sing

System

CA4	CA6	TR4	TR6
4" Cable	6" Cable	4" Twin Rail	6" Twin Rail

Overall Length

16" - 72"
Specify Length

Metal Finish

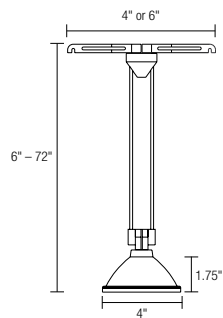
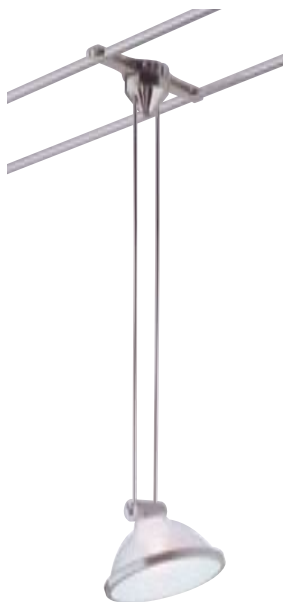
AL	PN
Satin Aluminum	Polished Nickel

Compatible Accessories:

Glass lens, louver, filter. See accessory ordering guide page 213 column TSA-06.

Super Sing

Fixture with integral 26° dichroic glass reflector and sandblasted glass lens | Pivots 270° at the socket and rotates 350° at its base | Low voltage halogen bi-pin lamp up to 50 watts (not included) | Single accessory holder included | Field adjustable



Ordering Code:

SSG - [] - [] - []

Fixture

SSG
Super Sing

System

CA4	CA6	TR4	TR6	BTC
4" Cable	6" Cable	4" Twin Rail	6" Twin Rail	Basis Ceiling

Overall Length

6" - 72"
Specify Length

Metal Finish

AL	PN
Satin Aluminum	Polished Nickel

Compatible Accessories:

Glass lens, louver, filter. See accessory ordering guide page 213 column TSA-06.